

# MAX-ACCESS PLATFORMS



## Maximum flexibility for maximum access options!

### Design your own platform to suit any application where work is being done at height.

The Max-Access Platforms allow you to design your own complete platform and ladder configuration to suit any application where work is being done at height. The platform components can be used together for more width or length. You can create a custom multi-tiered system by using the various ladder and stair components available. The versatility of the platforms' ability of being connected to any other component truly gives you the the maximum access options!

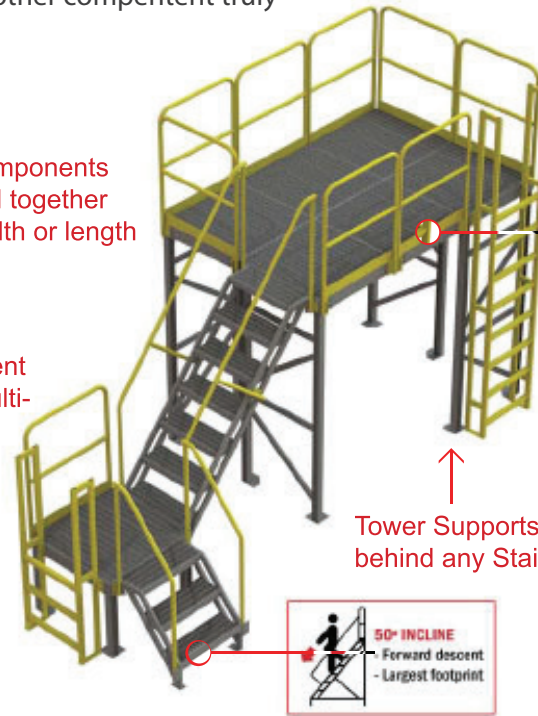
- Lightweight aluminum construction
- Gray and yellow powder-coated finish
- Serrated grating platform surfaces and stair treads
- Perforated non-slip ladder rungs
- 1,000 lb. rated capacity

### Example Configuration

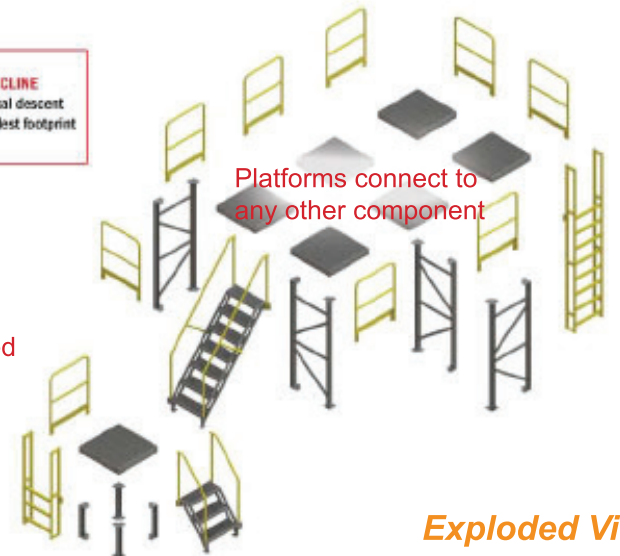
Platform components can be used together for more width or length

Stairs or Ladders can connect different levels to create multi-tiered systems

Foot plates have holes for anchoring down



Tower Supports must be used behind any Stair or Ladder



Platforms connect to any other component

Exploded View

# MAX-ACCESS PLATFORMS




## STAIR UNITS - 50° INCLINE

# Of Steps	Tri-Arc Part # SERRATED	Step Width	Step Depth	Platform Height	Overall Height	Overall Width	Overall Depth
2	UAP0250	26"	9.5"	20"	58.625"	34"	18.375"
3	UAP0350	26"	9.5"	30"	68.625"	34"	26.875"
4	UAP0450	26"	9.5"	40"	78.625"	34"	35.25"
5	UAP0550	26"	9.5"	50"	88.625"	34"	43.625"
6	UAP0650	26"	9.5"	60"	98.625"	34"	52"
7	UAP0750	26"	9.5"	70"	108.625"	34"	60.375"
8	UAP0850	26"	9.5"	80"	118.625"	34"	68.75"
9	UAP0950	26"	9.5"	90"	128.625"	34"	77.125"
10	UAP1050	26"	9.5"	100"	138.625"	34"	85.5"
11	UAP1150	26"	9.5"	110"	148.625"	34"	95"

## LADDER UNITS - 90° INCLINE

# Of Steps	Tri-Arc Part # SERRATED	Step Width	Step Depth	Platform Height	Overall Height	Overall Width	Overall Depth
2	UAP0290	24"	1.625"	20"	58.625"	30"	9"
3	UAP0390	24"	1.625"	30"	68.625"	30"	9"
4	UAP0490	24"	1.625"	40"	78.625"	30"	9"
5	UAP0590	24"	1.625"	50"	88.625"	30"	9"
6	UAP0690	24"	1.625"	60"	98.625"	30"	9"
7	UAP0790	24"	1.625"	70"	108.625"	30"	9"
8	UAP0890	24"	1.625"	80"	118.625"	30"	9"
9	UAP0990	24"	1.625"	90"	128.625"	30"	9"
10	UAP1090	24"	1.625"	100"	138.625"	30"	9"
11	UAP1190	24"	1.625"	110"	148.625"	30"	9"



## TOWER SUPPORT

Tri-Arc Part #	For Platform Height of :
UAP020	20"
UAP030	30"
UAP040	40"
UAP050	50"
UAP060	60"
UAP070	70"
UAP080	80"
UAP090	90"
UAP100	100"
UAP110	110"

A Tower Support is needed at every point a ladder used. They also provide support under elevated Platform Units.

## PLATFORM UNIT

Tri-Arc Part # SERRATED	Length	Width	Thickness
UAP3636	36"	36"	5"

## HANDRAIL

Tri-Arc Part #	Top Rail Height	Handrail Diameter
UAPHR1	42"	1.5"